

Update on Homeless Programs (2019 – End of Year Report)



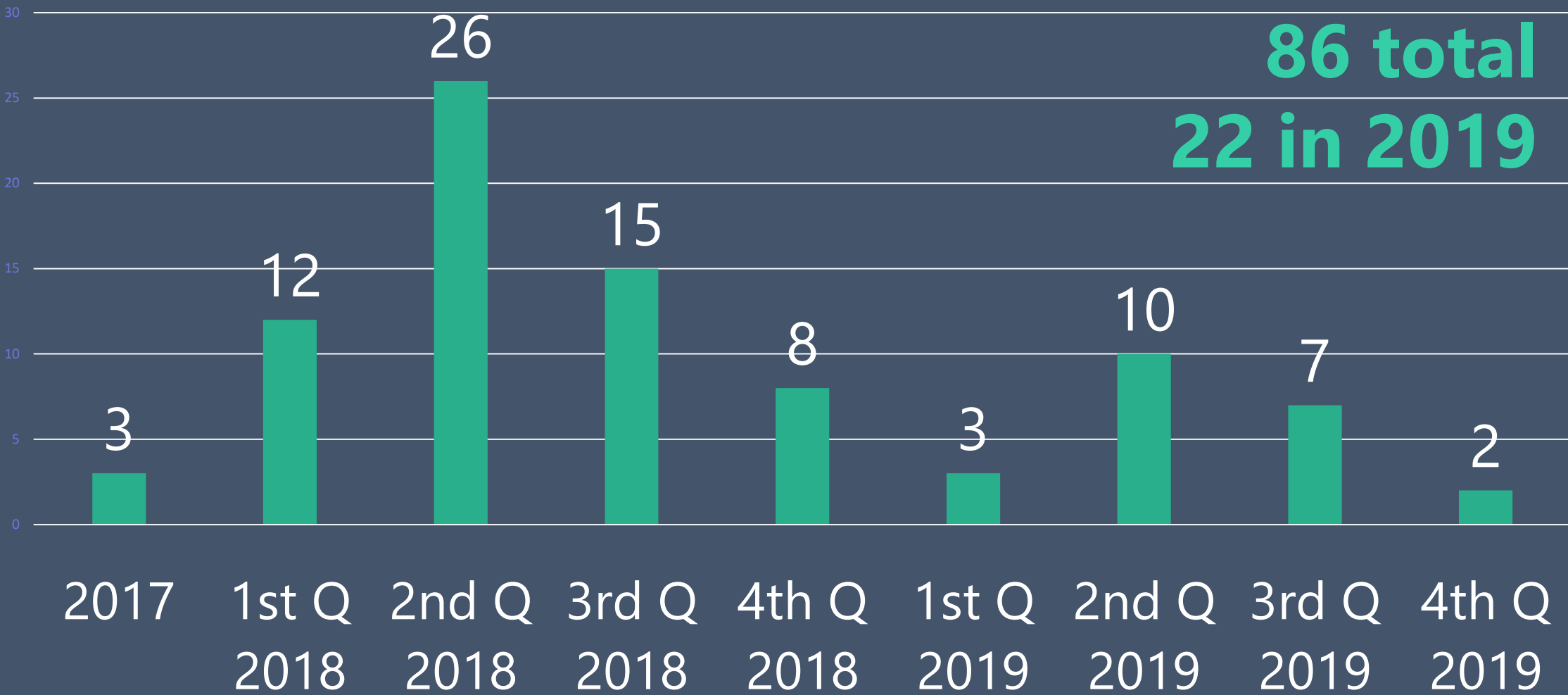
January 14, 2020

Seven Funded Programs

- El Cajon Housing Connections
- A Way Back Home
- ECTLC – Shelter Services
- ECTLC – Clean Streets
- Task Forces – East County & SD Regional
- City's Quality of Life Team

Programs	2019 \$\$\$	Housed	Other
EC Housing Connections	\$150,000 (Low-Mod)	Permanent – 86	

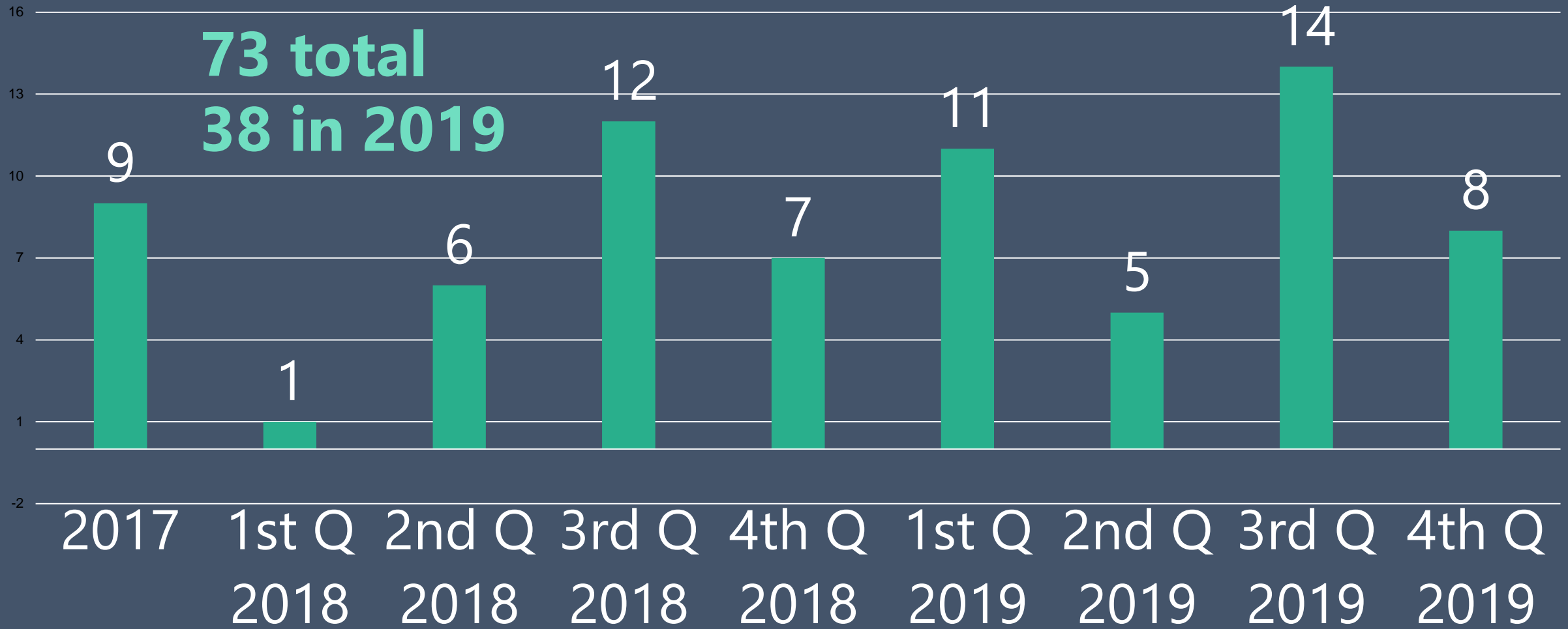
El Cajon Housing Connections Individuals Placed in Permanent Housing



Programs	2019 \$\$\$	Housed	Other
EC Housing Connections	\$150,000 (Low-Mod)	Permanent – 86	
A Way Back Home	\$10,000 (General)	Permanent – 73	

A Way Back Home

Individuals Relocated to Permanent Housing



Programs	2019 \$\$\$	Housed	Other
EC Housing Connections	\$150,000 (Low-Mod)	Permanent – 86	
A Way Back Home	\$10,000 (General)	Permanent – 73	
Shelter Services	\$100,000 (CDBG)	Temporary – 343 Permanent – 104	

Programs	2019 \$\$\$	Housed	Other
EC Housing Connections	\$150,000 (Low-Mod)	Permanent – 86	
A Way Back Home	\$10,000 (General)	Permanent – 73	
Shelter Services	\$100,000 (CDBG)	Temporary – 343 Permanent – 104	
Clean Streets	\$36,000 (General)	N/A	1,000 pick-ups 120.2 tons


Programs	2019 \$\$\$	Housed	Other
EC Housing Connections	\$150,000 (Low-Mod)	Permanent – 86	
A Way Back Home	\$10,000 (General)	Permanent – 73	
Shelter Services	\$100,000 (CDBG)	Temporary – 343 Permanent – 104	
Clean Streets	\$36,000 (General)	N/A	1,000 pick-ups 120.2 tons
EC Homeless Task Force	\$5,000 (General)	N/A	115 community meetings

Programs	2019 \$\$\$	Housed	Other
EC Housing Connections	\$150,000 (Low-Mod)	Permanent – 86	
A Way Back Home	\$10,000 (General)	Permanent – 73	
Shelter Services	\$100,000 (CDBG)	Temporary – 343 Permanent – 104	
Clean Streets	\$36,000 (General)	N/A	1,000 pick-ups 120.2 tons
EC Homeless Task Force	\$5,000 (General)	N/A	115 community meetings
Regional Task Force on Homelessness	\$0	N/A	\$1.7 million in HEAP to East County


Programs	2019 \$\$\$	Housed	Other
EC Housing Connections	\$150,000 (Low-Mod)	Permanent – 86	
A Way Back Home	\$10,000 (General)	Permanent – 73	
Shelter Services	\$100,000 (CDBG)	Temporary – 343 Permanent – 104	
Clean Streets	\$36,000 (General)	N/A	1,000 pick-ups 120.2 tons
EC Homeless Task Force	\$5,000 (General)	N/A	115 community meetings
Regional Task Force on Homelessness	\$0	N/A	\$1.7 million in HEAP to East County
City's Team	\$339,000 (General)	N/A	176 tons 22 outreach/week 450 shopping carts













Programs	2019 \$\$\$	Housed	Other
EC Housing Connections	\$150,000 (Low-Mod)	Permanent – 86	
A Way Back Home	\$10,000 (General)	Permanent – 73	
Shelter Services	\$100,000 (CDBG)	Temporary – 343 Permanent – 104	
Clean Streets	\$36,000 (General)	N/A	1,000 pick-ups 120.2 tons
EC Homeless Task Force	\$5,000 (General)	N/A	115 community meetings
Regional Task Force on Homelessness	\$0	N/A	\$1.7 million in HEAP to East County
City's Team	\$339,000 (General)	N/A	176 tons 22 outreach/week 450 shopping carts

\$640,000

Many Helping Hands



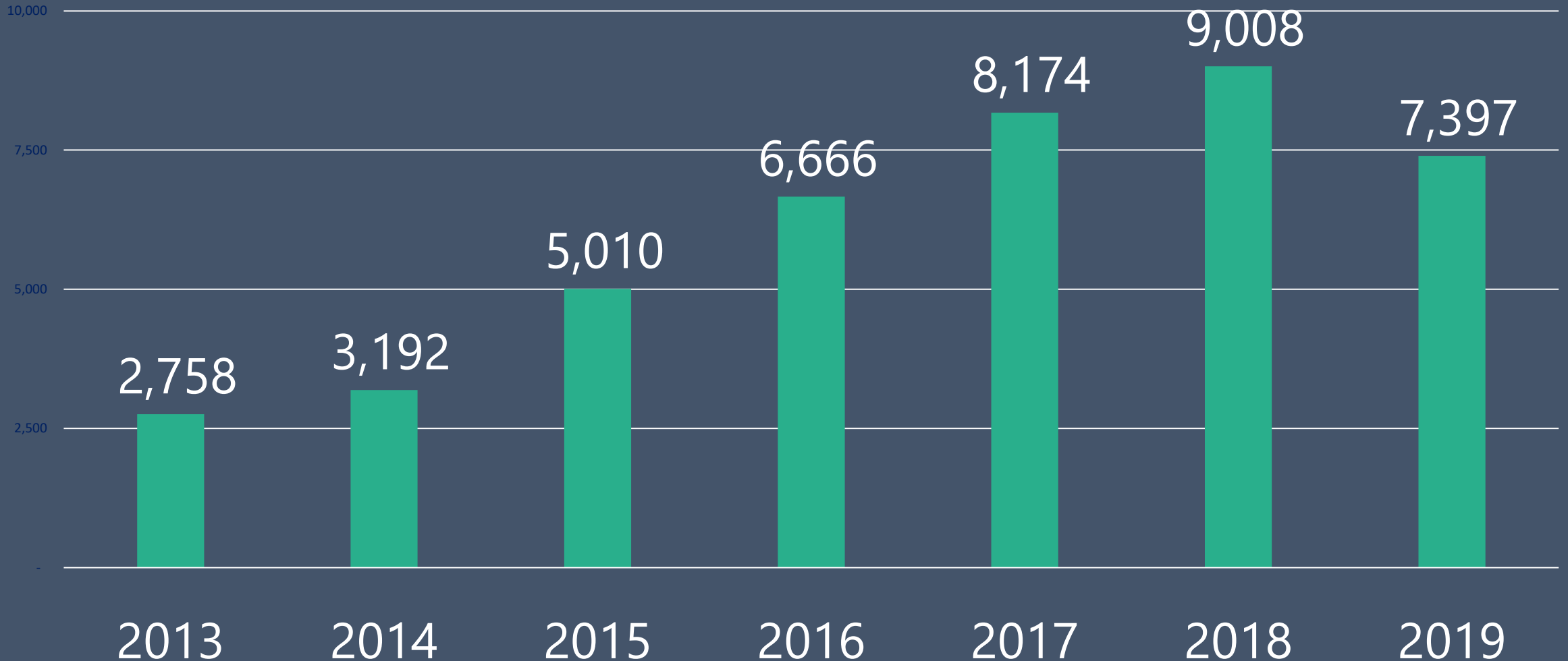
HEAP Funding

Homeless Emergency Aid Funding

- \$18.8 million for the SD region
- \$1.7 million to East County
 - Crisis House, Home Start, Salvation Army

Law Enforcement Data

Homeless Related Police Calls for Service



2020 Focus – Factors to Consider

- Infusion of HEAP funds
- Impacts of Martin vs. City of Boise
- Slowing down in housing navigation
- Long-term positive impacts

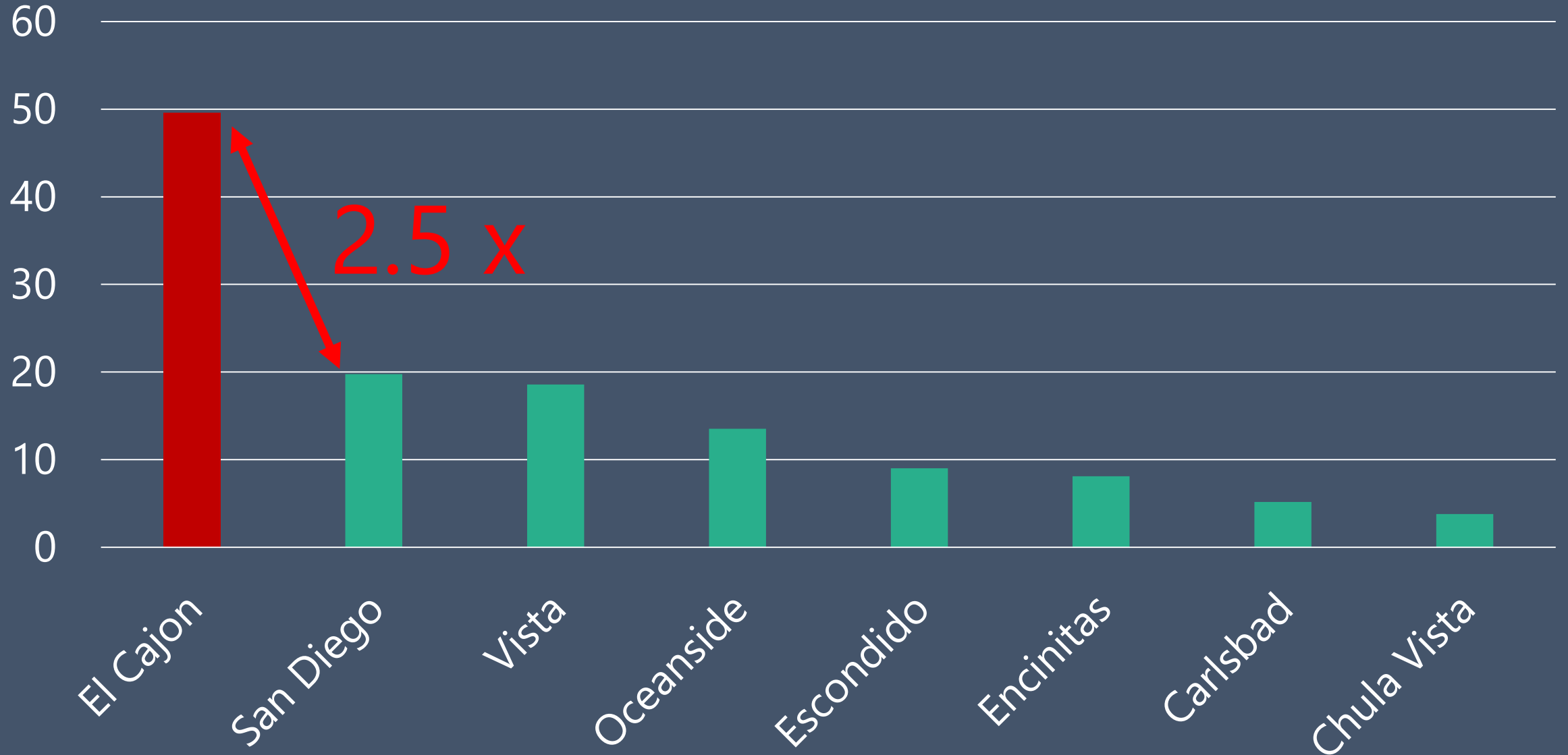
2020 Focus – Priorities

- 1) Clean streets & neighborhoods
- 2) Supply of temporary shelter
- 3) Proactive outreach
- 4) Regional collaboration
- 5) Housing navigation & assistance

2020 Focus – Recommendations

- 1) Extend ECTLC agreement for Clean Streets
- 2) Continue City's Quality of Life Team
- 3) Focus on expanding temporary shelter inventory

Temporary Shelter Spaces Per 10,000



2020 Focus – Recommendations

- 4) Increasing level of outreach
- 5) Ongoing support for East County & Regional Task Forces
- 6) Housing Navigation & Assistance

2020 Focus – Recommendations

Feedback & Direction